




ONTUSTIK-KAZAKHSTAN MEDISINA AKADEMIASY «Оңтүстік Қазақстан медицина академиясы» АҚ		 SOUTH KAZAKHSTAN MEDICAL ACADEMY АО «Южно-Казахстанская медицинская академия»
Department of Pediatrics-1		044-38/11
Syllabus on discipline «Pediatric surgery»		1 pg of 14

DEPARTMENT "PEDIATRY-1"
WORKING PROGRAM OF THE DISCIPLINE (SYLLABUS)
 Educational Program "General Medicine"


1.	General information about discipline		
1.1	Discipline code: DH 4206	1.6	Academic year: 2023-2024
1.2	Discipline name: Pediatric surgery	1.7	Year: 4
1.3	Prerequisites: Pediatric surgery	1.8	Term: 8
1.4	Post-requisites: Pediatric surgery	1.9	Number of credits (ECTS): 4
1.5	Cycle: BD	1.10	Component: IK
2.	Course description		
Pediatric surgery is a discipline of the bachelor's degree program in the specialty "General Medicine". In the process of studying the discipline, the student learns to work independently, expanding theoretical knowledge. Provides the necessary first aid to newborns and young children of different ages and introduces the features of the clinic of surgical diseases, most common in childhood, and modern methods of treatment.			
3.	Summative assessment form		
3.1	Testing ✓	3.5	Coursework
3.2	Writing	3.6	Essay
3.3	Oral	3.7	Project
3.4	OSPE / OSCE or Practical Skills Acceptance ✓	3.8	Other (specify)
4.	Discipline objectives		
Formation of students ' knowledge and skills in the diagnosis, treatment and prevention of surgical diseases of childhood			
5.	Learning outcomes (Course learning outcomes)		
CLO 1.	Demonstrates knowledge and understanding: <ul style="list-style-type: none">• physical methods of research in norm and pathology;• the main clinical symptoms of acute conditions in pediatric surgery;• mechanisms of development of clinical symptoms in the development of surgical nosology based on the integration of knowledge in basic disciplines;• clinical manifestations, treatment and prevention of surgical diseases.		
CLO 2.	Applies knowledge and understanding at a professional level, formulates arguments and solves problems of the studied area: <ul style="list-style-type: none">• basic methods of clinical examination of patients with congenital and acquired surgical diseases of the respiratory, digestive, genitourinary, musculoskeletal systems of the body;• when identifying the main symptoms and syndromes of surgical diseases in childhood.		
CLO 3.	Collects and interprets information to form judgments taking into account social, ethical and scientific considerations: <ul style="list-style-type: none">• uses creative thinking in collecting information about drawing up a plan for laboratory and instrumental methods of examination of patients, when interpreting laboratory and instrumental methods of examination, as well as diagnostics and medical care;• formulates arguments on the collected material on the use of basic methods of clinical examination in surgical diseases of pediatric surgery;• formulates arguments in identifying the main symptoms and syndromes in pediatric surgery.		
CLO 4.	Collects and interprets information to form judgments based on social, ethical and scientific considerations; uses creative thinking in collecting information about the preparation of a plan		

<p style="text-align: center;"> <small>ONTUSTIK-QAZAQSTAN</small> MEDISINA AKADEMIASY <small>«Оңтүстік Қазақстан медицина академиясы» АҚ</small> </p>		<p style="text-align: center;">  <small>SOUTH KAZAKHSTAN</small> MEDICAL ACADEMY <small>АО «Южно-Казахстанская медицинская академия»</small> </p>
Department of Pediatrics-1		044-38/11
Syllabus on discipline «Pediatric surgery»		2 pg of 14


	for laboratory and instrumental methods of examination of patients, in the interpretation of laboratory and instrumental methods of examination, as well as diagnosis and medical care;					
CLO 5.	Applies information technology: <ul style="list-style-type: none">• is able to apply information technology in healthcare;• knows the basics of OSMS.					
5.1	Course learning outcomes	The learning outcomes of the EP, which are related to the learning outcomes of the course				
	CLO 1	CLO1. Demonstrates knowledge and understanding of biomedical sciences for diagnosis, treatment, and dynamic observation of the most common diseases of adults and children.				
	CLO 2					
	CLO 3	CLO 5. Analyzes the results of screening programs, conducts prevention of common diseases, vaccination and finds sources of information for the development of PHC.				
	CLO 4	CLO 6. Effectively communicates in medical practice, taking into account the peculiarities of the psychology of childhood and adulthood, multiculturalism, observing the principles of medical ethics and deontology				
	CLO 4	CLO 7.Ability to apply information technologies in healthcare, knows the principles of implementation. Effectively uses information and information technologies in the field of medicine.				
	CLO 5					
6.	Details of the course					
6.1	Location (building, auditorium): "The Regional children's Clinical Hospital" Shymkent, Nursat mic., Argynbekov 125 street, email address: ped.rez@mail.ru, phone: 40 82 26, 2500, in 2501					
6.2	Number of hours	Lectures	Prac. lessons	Lab.lessons	SIW	SIWT
		10	30	-	24	44
7.	Information about teachers					
№	Full name	Degrees and title	Email address	Scientific interests, etc..	Achievements	
1.	Narkhodzhaev N. S.	Pediatric surgeon of the highest category	narhodjaev@mail.ru	Children's surgery	Author of scientific publications more than 50 works	
2.	Khuzhakhmetova R. N.	assistant	Rimma-89-89@mail.ru	Children's surgery neonatology	Author of more than 30 scientific publications	
8.	Thematic plan					
Day	Topic name	Summary	Course learning outcomes	Number of hours	Forms / methods / learning technologies	Forms / assessment methods
1	Lecture. History of pediatric	History of Russian pediatric	CLO 1	1	Problem	Feedback

<p style="text-align: center;"> <small>ONTUSTIK-QAZAQSTAN</small> MEDISINA AKADEMIASY <small>«Оңтүстік Қазақстан медицина академиясы» АҚ</small> </p>		<p style="text-align: center;">  <small>SOUTH KAZAKHSTAN</small> MEDICAL ACADEMY <small>АО «Южно-Казахстанская медицинская академия»</small> </p>
Department of Pediatrics-1		044-38/11
Syllabus on discipline «Pediatric surgery»		3 pg of 14


	<p>surgery of the Republic of Kazakhstan. Features of acute appendicitis in children. Peritonitis.</p>	<p>surgery. Contribution of pediatric surgeons of the Republic of Kazakhstan to the development of pediatric surgery. Ethics and deontology in pediatric surgery. Tactics for acute appendicitis in children. Diagnosis, differential diagnosis and treatment according to clinical protocols.</p>				
	<p>Practical lesson.</p> <p>Features of acute appendicitis in children. Peritonitis.</p>	<p>Ethics and deontology in pediatric surgery. Tactics for acute appendicitis in children. Diagnosis, differential diagnosis and treatment according to clinical protocols.</p>	<p>CLO 1 CLO 2 CLO 3 CLO 4</p>	3	<p>Discussion of the lesson topic, decision of situational tasks</p>	<p>Testing, assessment of the solution of situational tasks</p>
	<p>SIWT. Consultation on the implementation of SIW 1.</p> <p>Features of peritonitis. SIW task</p> <p>Appendicular infiltrate</p>	<p>Definition. Classification, clinic. Diagnosis and differential diagnostics. Features treatment. Prevention.</p>	<p>CLO 1 CLO 4</p>	7 (2/5)	<p>Submit presentation</p>	<p>Presentation on evaluation checklist</p>
2	<p>Lecture. Theme</p> <p>Esophageal atresia. Diaphragmatic hernia. Gastroschisis. Omphalocele.</p>	<p>Diagnosis, differential diagnosis and treatment: esophageal atresia, diaphragmatic</p>	<p>CLO 1</p>	1	<p>Overview</p>	<p>Feedback</p>

<p>ONTUSTIK-GAZAQSTAN MEDISINA AKADEMIASY «Оңтүстік Қазақстан медицина академиясы» АҚ</p>		 <p>SOUTH KAZAKHSTAN MEDICAL ACADEMY АО «Южно-Казахстанская медицинская академия»</p>
Department of Pediatrics-1		044-38/11
Syllabus on discipline «Pediatric surgery»		4 pg of 14


		hernia, gastroschisis and omphalocele according to clinical protocols.				
	Practical lesson. Theme Esophageal atresia. Diaphragmatic hernia. Gastroschisis. Omphalocele.	Diagnosis, differential diagnosis and treatment: esophageal atresia, diaphragmatic hernia, gastroschisis and omphalocele according to clinical protocols.	CLO 1 CLO 2 CLO 3 CLO 4	3	Discussion of the lesson topic, examination of the patients	Oral questionin g, testing
	SIWT. Consultation on the implementation of SIW 1. Differential diagnosis of gastroschisis and omphalocele SIW task Esophageal atresia.	Reasons. The clinic. Diagnostics and dif. d-ka. Treatment.	CLO 1 CLO 4	7 (2/5)	Submit presentation	Presentati on evaluation checklist
3	Lecture. Theme Congenital and acquired intestinal obstruction. Intussusception of the intestine.	Methods of diagnosis and treatment of newborns with gastrointestinal malformations (pylorostenosis, intestinal inversion, etc.). Diagnosis, differential diagnosis and treatment according to clinical protocols.	CLO 1	1	Overview	Feedback
	Practical lesson. Theme Congenital and acquired intestinal obstruction.	Methods of diagnosis and treatment of newborns with gastrointestinal	CLO 1 CLO 2 CLO 3 CLO 4	3	Discussion of the lesson topic, TBL	Testing

<p style="text-align: center;"> <small>ONTUSTIK-KAZAKHSTAN</small> MEDISINA AKADEMIASY <small>«Оңтүстік Қазақстан медицина академиясы» АҚ</small> </p>		<p style="text-align: center;">  <small>SOUTH KAZAKHSTAN</small> MEDICAL ACADEMY <small>АО «Южно-Казахстанская медицинская академия»</small> </p>
Department of Pediatrics-1		044-38/11
Syllabus on discipline «Pediatric surgery»		5 pg of 14


	Intussusception of the intestine.	malformations (pylorostenosis, intestinal inversion, etc.). Intussusception of the intestine: clinic, diagnosis and treatment tactics. Diagnosis, differential diagnosis and treatment according to clinical protocols.				
	SIWT. Consultation on the implementation of SIW 1. Disorders of intestinal fixation and rotation SIW task Intussusception of the intestine.	Etiology and pathogenesis. The clinic. Diagnostics and differential diagnostics. Principles of treatment.	CLO 1 CLO 4	7 (3/4)	Submit presentation	Presentati on evaluation checklist
4	Lecture. Theme Malformations of the colon. Hirschsprung's disease. Atresia of the anus and rectum.	Reasons. The clinic. Diagnostics. Modern principles of treatment.	CLO 1	1	Problem	Feedback
	Practical lesson. Theme Malformations of the colon. Hirschsprung's disease. Atresia of the anus and rectum.	Etiopathogenesis. Clinical picture. Diagnostic features. Treatment tactics. Diagnosis, differential diagnosis and treatment according to clinical protocols.	CLO 1 CLO 2 CLO 3 CLO 4	3	Work in small groups, examination of the patient	Evaluation sheet work in small groups, testing
	SIWT. Consultation on the implementation of SIW 1.	Diagnostic features. Diagnosis, differential diagnosis and	CLO 1 CLO 4	7 (2/5)	Submit presentation	Presentati on evaluation checklist

<p style="text-align: center;"> <small>ONTUSTIK-KAZAKHSTAN</small> MEDISINA AKADEMIASY <small>«Оңтүстік Қазақстан медицина академиясы» АҚ</small> </p>		<p style="text-align: center;">  <small>SOUTH KAZAKHSTAN</small> MEDICAL ACADEMY <small>АО «Южно-Казахстанская медицинская академия»</small> </p>
Department of Pediatrics-1		044-38/11
Syllabus on discipline «Pediatric surgery»		6 pg of 14


	Hirschsprung's disease. SIW task Rectal atresia.	treatment according to clinical protocols.				
5	Lecture. Theme Malformations of the lungs. Bacterial destruction of the lungs.	Etiopathogenesis. Clinical picture. Diagnostic features. Treatment tactics. Diagnosis, differential diagnosis and treatment according to clinical protocols.	CLO 1	1	Overview	Feedback
	Practical lesson. Theme Malformations of the lungs. Bacterial destruction of the lungs.	Etiology. Clinical picture. Classification. Differential diagnosis. Features of diagnosis and treatment..	CLO 1 CLO 2 CLO 3 CLO 4	3	Discussion of the lesson topic, TBL	Oral questionin g, testing.
	SIWT. Consultation on the implementation of SIW 1. Congenital pathologies of the respiratory system SIW task Bacterial destruction of the lungs.	Etiology and pathogenesis. Classification, clinic. Differential diagnosis. Treatment.	CLO 1 CLO 4	7 (2/5)	Submit presentation	Presentati on evaluation checklist
	Midterm control №1	Testing. Control of the assimilation of practical skills. Protection of the medical history.	CLO 1 CLO 2 CLO 3 CLO 4		Testing. Control of the assimilation of practical skills. Protection of the medical history.	
6	Lecture. Theme Congenital navel fistulas. Meckel's diverticulum. Inguinal hernia. Cryptorchidism. Varicocele.	Etiology and pathogenesis. The clinic. Differential diagnosis. Treatment.	CLO 1	1	Overview	Feedback

<p style="text-align: center;"> <small>ONTUSTIK-GAZAQSTAN</small> MEDISINA AKADEMIASY <small>«Оңтүстік Қазақстан медицина академиясы» АҚ</small> </p>		<p style="text-align: center;">  <small>SOUTH KAZAKHSTAN</small> MEDICAL ACADEMY <small>АО «Южно-Казахстанская медицинская академия»</small> </p>
Department of Pediatrics-1		044-38/11
Syllabus on discipline «Pediatric surgery»		7 pg of 14


	Hydrocele. Practical lesson. Theme Congenital navel fistulas. Meckel's diverticulum. Inguinal hernia. Cryptorchidism. Varicocele. Hydrocele.	Etiopathogenesis. Clinical picture. Diagnostic features. Treatment tactics. Diagnosis, differential diagnosis and treatment according to clinical protocols.	CLO 1 CLO 2 CLO 3 CLO 4	3	Work in small groups, examination of the patient	Evaluation sheet work in small groups, testing
	SIWT. Consultation on the implementation of SIW 1. Pathologies of the vaginal process. SIW task Cryptorchidism.	Etiopathogenesis. Clinical picture. Diagnostic features. Treatment tactics. Diagnosis, differential diagnosis and treatment according to clinical protocols.	CLO 1 CLO 4	7 (3/4)	Submit presentation	Presentati on evaluation checklist
7	Lecture. Theme Congenital malformations and diseases of the urinary system.	Etiopathogenesis of hydronephrosis and urolithiasis. Ureterohydronephrosis. The clinic. Survey plan. Principles of treatment. Medical examination. Diagnosis, differential diagnosis and treatment according to clinical protocols.	CLO 1	1	Problem	Feedback
	Practical lesson. Theme Congenital malformations and diseases of the urinary system.	Etiopathogenesis of hydronephrosis and ICD. Ureterohydronephrosis. The clinic. Survey plan. Principles of treatment. Medical	CLO 1 CLO 2 CLO 3 CLO 4	3	Discussion of the lesson topic, decision of situational tasks	Oral questionin g, assessmen t of the solution of situational tasks

<p>ONTUSTIK-QAZAQSTAN MEDISINA AKADEMIASY «Оңтүстік Қазақстан медицина академиясы» АҚ</p>			<p>SOUTH KAZAKHSTAN MEDICAL ACADEMY АО «Южно-Казахстанская медицинская академия»</p>	
Department of Pediatrics-1			044-38/11	
Syllabus on discipline «Pediatric surgery»			8 pg of 14	


		examination. Diagnosis, differential diagnosis and treatment according to clinical protocols.				
	SIWT. Consultation on the implementation of SIW 1. Chronic kidney failure SIW task Hydronephrosis	Causes and pathogenesis. Clinic. Diagnosis and differential diagnostics. Treatment	CLO 1 CLO 4	7 (2/5)	Working in small groups Protecting your presentation	Presentati on evaluation checklist
8	Lecture. Theme Gastrointestinal bleeding. Portal hypertension.	Etiopathogenesis of high and low intestinal bleeding. Clinical picture. Diagnostic features. Treatment tactics.	CLO 1	1	Problem	Feedback
	Practical lesson. Theme Gastrointestinal bleeding.	Causes. Classification. Clinical picture and complications. Diagnostics. Principle of treatment. Prevention.	CLO 1 CLO 2 CLO 3 CLO 4	3	Discussion of the lesson topic, CBL	Oral questionin g, testing
	SIWT. Consultation on the implementation of SIW 1. Portosystemic encephalopathy SIW task Portal hypertension.	Etiopathogenesis. Clinical picture. Diagnostic features. Treatment tactics. Diagnosis, differential diagnosis and treatment according to clinical protocols.	CLO 1 CLO 4	7 (2/5)	Submit presentation	Presentati on evaluation checklist
9	Lecture. Theme Purulent-inflammatory diseases of soft	Features of the course of purulent-inflammatory	CLO 1	1	Problem	Feedback

<p>ONTUSTIK-KAZAKHSTAN MEDISINA AKADEMIASY «Оңтүстік Қазақстан медицина академиясы» АҚ</p>		 <p>SOUTH KAZAKHSTAN MEDICAL ACADEMY АО «Южно-Казахстанская медицинская академия»</p>
Department of Pediatrics-1		044-38/11
Syllabus on discipline «Pediatric surgery»		9 pg of 14

	tissues. Phlegmon of newborns, omphalitis, mastitis, pseudofurunculosis, hydradenitis. Osteomyelitis.	diseases in newborns. Localization. Clinical picture. Complications. Diagnosis, differential diagnosis and treatment according to clinical protocols..				
	Practical lesson. Theme Purulent-inflammatory diseases of soft tissues. Phlegmon of newborns, omphalitis, mastitis, pseudofurunculosis, hydradenitis.	Hemophilia. Willebrand's disease. Thrombocytopenic purpura. Etiology and pathogenesis. Classification. Clinical picture and complications. Diagnostics. Features treatment in children. Prevention.	CLO 1 CLO 2 CLO 3 CLO 4	3	Work in small groups, TBL	Evaluation sheet work in small groups, testing
	SIWT. Consultation on the implementation of SIW 1. Physiological mastitis in newborns SIW task Osteomyelitis	Causes and pathogenesis. Clinic. Diagnosis and differential diagnostics. Treatment.	CLO 1 CLO 4	7 (2/5)	Submit presentation	Presentati on evaluation checklist
10	Lecture. Theme Injuries in children and malformations of the musculoskeletal system.	Etiopathogenesis. Clinical picture. Diagnostic features. Treatment tactics. Diagnosis, differential diagnosis and treatment according to	CLO 1	1	Overview	Feedback

<p style="text-align: center;"> <small>ONTUSTIK-QAZAQSTAN</small> MEDISINA AKADEMIASY <small>«Оңтүстік Қазақстан медицина академиясы» АҚ</small> </p>		<p style="text-align: center;">  <small>SOUTH KAZAKHSTAN</small> MEDICAL ACADEMY <small>АО «Южно-Казахстанская медицинская академия»</small> </p>
Department of Pediatrics-1		044-38/11
Syllabus on discipline «Pediatric surgery»		10 pg of 14

		clinical protocols.				
	Practical lesson. Theme Congenital dislocation of the hip. Congenital muscular torticollis. Clubfoot.	Definition. Etiology and pathogenesis. Clinical picture and complications. Diagnostics and differential diagnostics. Treatment.	CLO 1 CLO 2 CLO 3 CLO 4	3	Round table discussion	Evaluation sheet of the round table discussion
	SIWT. Consultation on the implementation of SIW 1. Features of fractures in children SIW task Traumatic brain injury in children	Definition. Etiology and pathogenesis. Clinical picture and complications. Diagnostics and differential diagnostics. Treatment.	CLO 1 CLO 4	7 (3/4)	Working in small groups Protecting your presentation	Assessment of the quality of medical documentation (AA-AuditAssessmentTool) Checklist
	Midterm control №2	Testing. Control of the assimilation of practical skills. Protection of the medical history.	CLO 1 CLO 2 CLO 3 CLO 4		Testing. Control of the assimilation of practical skills Protection of the medical history.	
9.	Training and Teaching Methods					
9.1	Lectures	Overview, problem				
9.2	Practical lessons	Work in small groups. Solving situational problems. Oral interview.Casestudy. Clinical Case Discussion (CbD-CasebasedDiscussion)				
9.3	SIW / SIWT	Presentation, report, Case study technology.				
9.4	Mid-term examination	OSPE. Testing				
10.	Evaluation criteria					
Grade by letter system		Numeric equivalent of points	Percentage		Grade by traditional system	
A		4,0	95-100		Excellent	
A -		3,67	90-94			
B +		3,33	85-89		Good	
B		3,0	80-84			
B -		2,67	75-79			
C +		2,33	70-74			
C		2,0	65-69		Satisfactorily	
C -		1.67	60-64			

<p style="text-align: center;"> <small>ONTÜSTIK-KAZAQSTAN</small> MEDISINA AKADEMIASY <small>«Оңтүстік Қазақстан медицина академиясы» АҚ</small> </p>		<p style="text-align: center;">  <small>SOUTH KAZAKHSTAN</small> MEDICAL ACADEMY <small>АО «Южно-Казахстанская медицинская академия»</small> </p>
Department of Pediatrics-1		044-38/11
Syllabus on discipline «Pediatric surgery»		11 pg of 14

D+	1,33	55-59	Unsatisfactory
D-	1,0	50-54	
FX	0,5	25-49	
F	0	0-24	

11. Learning resources

Electronic resources, including, but not limited to: databases, animation simulators, professional blogs, websites, other electronic reference materials (for example: video, audio, digests)	<ul style="list-style-type: none"> lib.ukma.kz www.aknurpress.kz. https://www.youtube.com/channel/UC2KQ2vGectAWstvVXKUL2Og
Electronic textbooks	«Консультант студента» (издательство ГЭОТАР) http://www.studmedlib.ru , ЛОГИН ibragim123, ПАРОЛЬ Libukma123
Laboratory physical resources	
Special programs	
Journals (electronic journals)	
Literature	<ul style="list-style-type: none"> Ashkraft Pediatric surgery 7th edition 2015. 1.Karen J. marcdante. Robert M. Kligeman. Nelson “Essential of Pediatrics” 7th edition 2015. Joseph J.Zorc Schwartz`s “Clinical Handbook of Pediatrics” fifth edition 2013.

12. Politics of discipline

<p>Requirements for students:</p> <ol style="list-style-type: none"> Do not miss classes without good reason. Don't be late for class. Come to class in uniform. Be active during practical exercises. Prepare for classes. Timely, according to the schedule, perform and hand over independent work (SRO). Do not engage in extraneous activities during class. Be tolerant, open and friendly to fellow students and teachers. Observe safety precautions in the classroom and take good care of the property of the department. Midterm control is studied by students at least twice during one academic period at 7 and 14 weeks of theoretical training with the results of extreme controls in the progress log and the electronic journal, taking into account Total points for missing lectures (missing lectures in the form of total points are subtracted from the grades of the boundary control). Total point for skipping 1 lecture 1.0 points. A student who does not appear at the border control without a good reason does not matter for the important passing of the exam in the discipline. The
--


<p>ONTUSTIK-QAZAQSTAN MEDISINA AKADEMIASY «Оңтүстік Қазақстан медицина академиясы» АҚ</p>		<p>SOUTH KAZAKHSTAN MEDICAL ACADEMY АО «Южно-Казахстанская медицинская академия»</p>
Department of Pediatrics-1		044-38/11
Syllabus on discipline «Pediatric surgery»		12 pg of 14

results of the midterm control were submitted to the dean's office in the form of a report at the end of the control week.

11. The grade for the SRO is set in the classroom, according to the schedule, in the academic journal of progress and the electronic journal, taking into account points for missing SIW classes. Total score for missing 1 SIW session is 2.0 points.

12. Digital educational resources (DER) and digital content are placed by the teacher in the "Assignment" module for the attached academic group (stream). All types of training videos are linked to the cloud storage of the department.

13. The "Task" module of AIS Platonus is the main platform for distance learning and placement of all educational and methodological materials.

13.	Academic policy based on the moral and ethical values of the academy		
1	Web-site https://ukma.kz/		
2	Academic policy of JSC SKMA. P. 4 Student Honor Code https://base.ukgfa.kz/wp-content/uploads/2021/05/%D0%90%D0%BA%D0%B0%D0%B4%D0%B5%D0%BC%D0%B8%D1%87%D0%B5%D1%81%D0%BA%D0%B0%D1%8F-%D0%BF%D0%BE%D0%BB%D0%B8%D1%82%D0%B8%D0%BA%D0%B0-%D0%90%D0%9E-%D0%AE%D0%9A%D0%9C%D0%90.pdf		
3	<p>Grading policy for the discipline</p> <p>The final grade (EI) of the student upon completion of the course is the sum of the admission rating score (ARA) and the final control score (FIC) and is set according to the point-rating letter system.</p> <p>EI = ARA + FIC</p> <p>The admission rating score (ARS) is equal to 60 points or 60% and includes: current control score (CCS) and midterm control score (MCS).</p> <p>The Current Control Score (CCS) is the average score for practical training and SIW.</p> <p>The endpoint control score (ECS) is the average score of two endpoint controls.</p> <p>The admission rating score (60 points) is calculated by the formula:</p> <p>CCS avg x 0.2 + ECS avg x 0.4</p> <p>The final control (FC) is carried out in the form of testing and the student can get 40 points or 40% of the total mark.</p> <p>During testing, the student is asked 50 questions.</p> <p>The final control is calculated as follows: if the student answered correctly 45 questions out of 50, then this will be 90%.</p> <p>90 x 0.4 = 36 points.</p> <p>The final mark is calculated if the student has positive marks both in the admission rating (AR) = 30 points or 30% or more, and in the final control (FC) = 20 points or 20% or more.</p> <p>Final grade (100 points) = CCS avg x 0.2 + ECS avg x 0.4+ FS x 0.4 A student who received an unsatisfactory mark for one of the types of controls (MC1, MC2, Tavr) is not allowed to take the exam.</p> <p>Total points are subtracted from the average score of the current control.</p>		
14.	Approval and revision		
Approval date	Protocol No. ____	Full name of Head of the Department	Signature
15.05.2023y.	10	Kemelbekov K.S.	
Revision date	Protocol No. ____	Full name of Head of the Department	Signature
05.06.2023y.	11	Sadykova A.Sh.	